

E4 Push-to-Close Latch

Push-to-open · Touch latch · Small

Features

- Concealed latch points
- Door ejection feature
- Snap-in installation

Product Performance

- Average tensile load: 15 N
- Operating temperature range: -40 °C to 105 °C
- Flammability rating: UL94-HB

Material

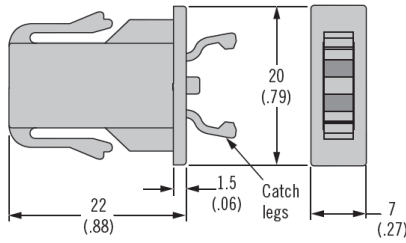
- Latch and keeper: Acetal, black
- Alignment guide: Acetal, white



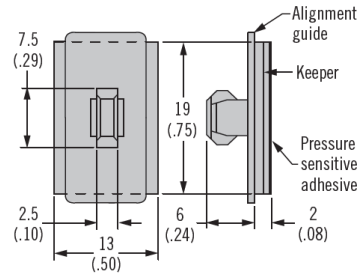
Installation Notes

- Be sure the mounting surface is clean and capable of retaining a satisfactory adhesive bond
- Self-adhesive keepers are designed to function under intermittent break-away loads

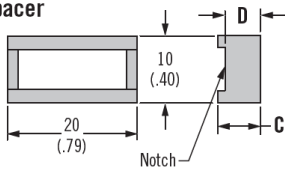
Latch



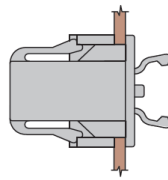
Keeper Assembly



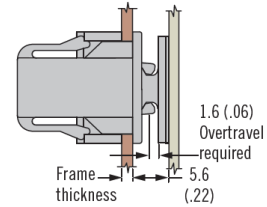
Spacer



Unlatched

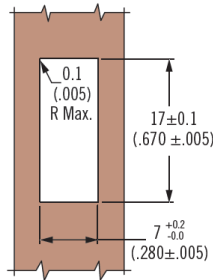


Latched

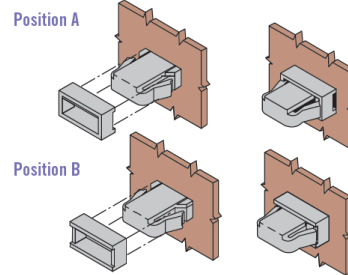


Installation

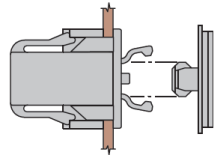
1. Prepare frame. Snap latch into place.



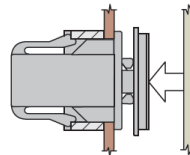
2. Install spacer (if required).



3. With alignment guide in place, engage keeper with latch. (If catch legs are retracted, push them into the latch housing to release before proceeding).



4. Peel protective backing from keeper. Close door against adhesive.



5. Remove alignment guide from keeper and discard.



Frame Thickness		Part Number	Spacer Position Installed	Spacer Thickness		Spacer Color
Minimum	Maximum			C	D	
0.8 (.030)	1 (.040)	E4-10-102-10	A	7.5 (.295)	6.9 (.270)	Black
1.4 (.055)	1.7 (.065)		B			
1.8 (.070)	2 (.080)	E4-10-103-10	A	6.5 (.255)	5.3 (.210)	Natural
2.9 (.115)	3.2 (.125)		B			
4.6 (.182)	4.9 (.192)	E4-10-104-10	A	3.6 (.143)	2 (.080)	Gray
6.2 (.245)	6.5 (.255)		B			
8.1 (.320)	8.6 (.340)	E4-10-101-10	Spacer not required			

E4 Push-to-Close Latch

Push-to-open · Touch latch · Large

Features

- Concealed latch points
- Door ejection feature
- Snap-in installation

Installation Notes

- Be sure the mounting surface is clean and capable of retaining a satisfactory adhesive bond. Keeper can be molded into application door
- Self-adhesive keepers are designed to function under intermittent break-away loads

Material

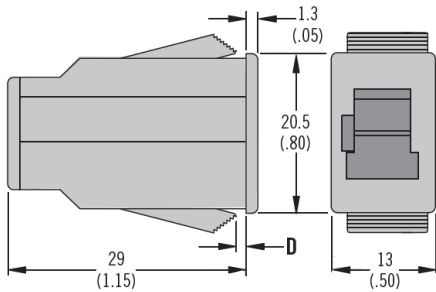
- Latch and keeper: Acetal, black and thermoplastic polyester, black

Product Performance

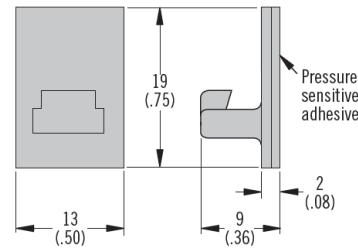
- Average tensile load:
 - Self-adhesive keeper: 50 N
 - Integrally molded keeper: 120 N
- Operating temperature range: -40 °C to 105 °C
- Flammability rating: UL94-HB



Latch

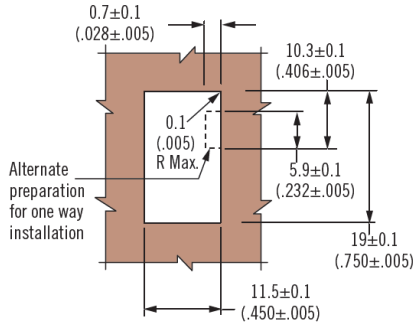


Keeper Assembly

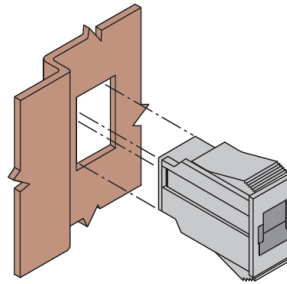


Installation

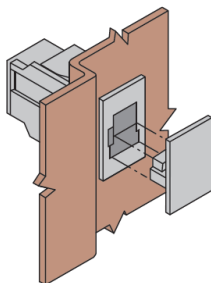
1. Prepare frame



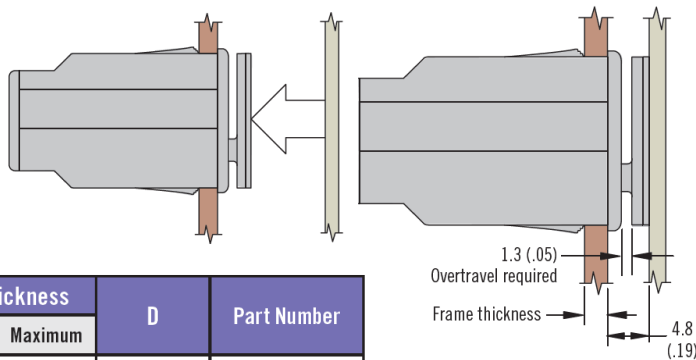
2. Snap latch into place



3. Re-engage keeper with latch



4. Peel protective backing from keeper
Close door against adhesive



Frame Thickness		D	Part Number
Minimum	Maximum		
1 (.04)	3 (.12)	0.9 (.035)	E4-10-201-10
3 (.12)	5 (.20)	2.9 (.115)	E4-10-202-10
5 (.20)	7 (.28)	4.9 (.196)	E4-10-203-10